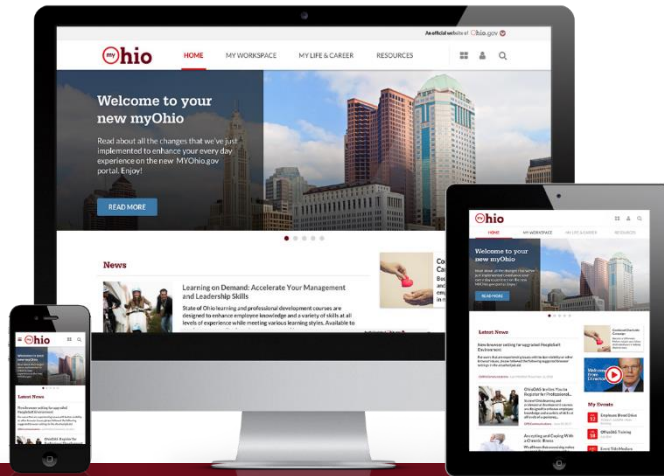


# How can you prepare for the new **myOhio**?



Get excited to experience the benefits of the new site:



Enhanced Security



Mobile Access



Personalized Content



Searchability



Single Sign-On

## What you can do now:

- You are required to set up at least one self-service password reset option. However, setting up all three is recommended. A job aid is provided on the back.
- Watch the [Educational Video](https://bit.ly/showmemyOhio) ([bit.ly/showmemyOhio](https://bit.ly/showmemyOhio)).
- Be prepared for a go-live outage: myOhio.gov and all OAKS applications will be unavailable beginning 7 a.m. Saturday, June 9, with go-live by 7 a.m. Monday, June 11.

## On June 11, be ready to:


- Log in with your current State of Ohio User ID (SOUID) and password.
- Confirm or set up your password reset options (phone and email).
- Set up password reset security questions so that your answers will be encrypted in the new myOhio.
- Take the 'myOhio Tour,' which covers:
  - o Self-Service QuickLinks (myPay, myBenefits, myLearning, myTravel, myTime), Apps, Help.
  - o News, events and search function.

Send questions to [ODX@das.ohio.gov](mailto:ODX@das.ohio.gov).

# Get ready for the new myOhio's self-service password reset before June 11:

- Go to: My Info > Email Addresses > Edit Email Addresses > Click on + > Select Home > Enter Personal Email Address > Click OK > Click Save

Main Menu > myOhio Main Menu > myInformation > Email Addresses > My Profile



Search:  myOhio.gov

Home My Info Time & Money Health & Benefits Career Resources Phone Search Help Ohio.gov myLinks

Welcome You last signed in on Wednesday, February 28, 2018 at 08:52 AM | [Sign out](#)


Email Addresses **Email Addresses**

- Communications Preference
- Email Addresses**
- Emergency Contacts
- First Time User Login Information
- Home & Mailing Addresses
- Name Change
- Password Help
- Password Reset
- Personal Information Summary
- Phone Number(s)

Primary Email Account	Email Type	Email Address		
<input checked="" type="checkbox"/>	Business		+	-
<input type="checkbox"/>	Home	personalemail@yahoo.com	+	-

- Go to: My Info > Phone Numbers > Add Phone Number > Mobile > Select Home > Enter Mobile Phone > Click Save > Click OK

Main Menu > myOhio Main Menu > myInformation > Phone Numbers > Phone Numbers



Search:  myOhio.gov

Home My Info Time & Money Health & Benefits Career Resources Phone Search Help Ohio.gov myLinks

Welcome You last signed in on Wednesday, February 28, 2018 at 08:52 AM | [Sign out](#)

Phone Numbers **Phone Numbers**

- Communications Preference
- Email Addresses
- Emergency Contacts
- First Time User Login Information
- Home & Mailing Addresses
- Name Change
- Password Help
- Password Reset
- Personal Information Summary
- Phone Number(s)

Enter your phone numbers below.

Phone Type	*Telephone	Extension	Preferred	Delete
Business			<input checked="" type="checkbox"/>	<input type="button" value=""/>
Mobile	6145551212		<input type="checkbox"/>	<input type="button" value=""/>

\* Required Field